



LECOMBLE & SCHMITT AUTOPILOT AND STEERING SYSTEMS FOR BENETEAU



Autopilot Drive




Steering



Pump

BENETEAU SAIL BOATS


 MODEL	LINEAR DRIVE		POWER PACK		CYLINDER
	TYPE	PART #	TYPE	PART #	
CYCLADE 39	40 ST 16 NewWave 12V	2203066			
CYCLADE 43	40 ST 16 NewWave 12V	2203066			
CYCLADE 50	40 ST 16 NewWave 12V	2203066			
CYCLADE 393	40 ST 16 NewWave 12V	2203066			
OCEANIS 31	40 ST 16 NewWave 12V	2203066			
OCEANIS 34	40 ST 16 NewWave 12V	2203066			
OCEANIS 37	40 ST 16 NewWave 12V	2203066			
OCEANIS 40	40 ST 16 NewWave 12V	2203066			
OCEANIS 43	40 ST 16 NewWave 12V	2203066			
OCEANIS 46	40 ST 16 NewWave 12V	2203066			
OCEANIS 50	40 ST 16 NewWave 12V	2203066			
OCEANIS 54	50 ST 20 NewWave 12V	2203068			
OCEANIS 58	50 ST 20 NewWave 12V	2203068			
OCEANIS CLIPPER 323	32 ST 16 NewWave 12V	2203063			
OCEANIS CLIPPER 343	40 ST 16 NewWave 12V	2203066			
OCEANIS CLIPPER 373	40 ST 16 NewWave 12V	2203066			
36 CC			RV 2 - 12V	2200410	VHM 32 DTP
40 CC			RV 2 - 12V	2200410	VHM 40-254
42 CC			RV 2 - 12V	2200410	VHM 40-254
B 57			RV 2 - 24V	2200945	VHM 50 DTP
LAGOON 380	40 ST 16 NewWave 12V	2203066			
LAGOON 420	40 ST 16 NewWave 12V	2203066			
LAGOON POWER 430			RV 2 - 12V	2200410	VHM 40-254
LAGOON 440	40 ST 16 NewWave 12V	2203066			
FIRST 31,7	40 ST 16 NewWave 12V	2203066			
FIRST 34,7	40 ST 16 NewWave 12V	2203066			
FIRST 40,7	50 ST 20 NewWave 12V	2203068			
FIRST 47,7	50 ST 20 NewWave 12V	2203068			
SENSE 43	40 ST 16 NewWave 12V	2203066			
SENSE 46	40 ST 16 NewWave 12V	2203066			
SENSE 50	40 ST 16 NewWave 12V	2203066			
SENSE 55	40 ST 16 NewWave 12V	2203066			



LECOMBLE & SCHMITT AUTOPILOT AND STEERING SYSTEMS FOR BENETEAU




AUTOPILOT SYSTEMS

 MODEL	LINEAR DRIVE		POWER PACK		CYLINDER
	TYPE	PART #	TYPE	PART #	
ANTARES 9,80			RV 2 - 12V	2200410	VHM 40 DTP
ANTARES 10,80			RV 2 - 12V	2200410	VHM 40 DTP
ANTARES 13,80			RV 2 - 12V	2200410	VHM 40-254
ANTARES 12			RV 2 - 12V	2200410	VHM 40-254
LAGOON POWER 430			RV 2 - 12V	2200410	VHM 40-254
TRAWLER 34			RV 2 - 12V	2200410	VHM 40-254
TRAWLER 52			RV 2 - 24V	2200945	VHM 50 DTP



Linear Drive

OUTBOARD STEERING SYSTEMS

 MODEL	CLYINDER	PUMP	TIE BAR
ANTARES 6,80	VHM EX 150HP	20 HB with lock valve	
ANTARES 7,80	VHM EX 150HP	20 HB with lock valve	
ANTARES 8,80	VHM EX 235HP	26 HB with lock valve	
BARRACUDA 7	VHM EX 350HP	26 HB with lock valve	2202103
BARRACUDA 9	VHM EX 350HP	26 HB with lock valve	2202103
FLYER 550	VHM GX 200HP	26 HB with lock valve	
FLYER 6	VHM EX 200HP	26 HB with lock valve	
FLYER 750	VHM EX 200HP	26 HB with lock valve	2202103
FLYER 850	VHM EX 200HP	26 HB with lock valve	

SAILBOATS ➔

